
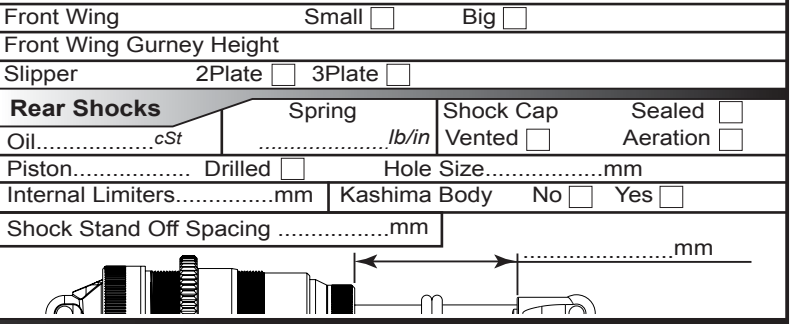
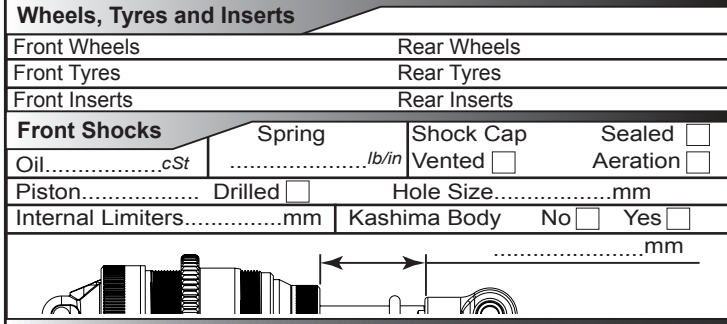


Driver Details	
Name	
Date	
Event / Track	
Weather	
Result	
Chassis and Electrics	
Chassis	Kit <input type="checkbox"/> Flex <input type="checkbox"/>
Car Weight	g
Front Topdeck	S2 2.0mm <input type="checkbox"/> C/F 2.5mm <input type="checkbox"/> C/F 3.0mm <input type="checkbox"/>
Rear Topdeck	2.5mm <input type="checkbox"/> 3.0mm <input type="checkbox"/>
Sidepods	S2 <input type="checkbox"/> C/F <input type="checkbox"/>
Front Hex	-0.75 <input type="checkbox"/> 0 <input type="checkbox"/> 0.75 <input type="checkbox"/> 1.5 <input type="checkbox"/>
Rear Hex	-0.75 <input type="checkbox"/> 0 <input type="checkbox"/> 0.75 <input type="checkbox"/> 1.5 <input type="checkbox"/>
Bodyshell	Thickness <input type="checkbox"/> Rear Wing <input type="checkbox"/>
E.S.C	C/F Tray <input type="checkbox"/> Brass Tray <input type="checkbox"/>
Servo	
Receiver	C/F Tray <input type="checkbox"/> Brass Tray <input type="checkbox"/>
LiPo	Front <input type="checkbox"/> Middle <input type="checkbox"/> Rear <input type="checkbox"/>

Notes	
	
Front Diff	
Height	High <input type="checkbox"/> Mid <input type="checkbox"/> Low <input type="checkbox"/>
Oil	cSt <input type="checkbox"/> 2 Gear <input type="checkbox"/> 4 Gear <input type="checkbox"/>
Kit	Alloy <input type="checkbox"/> Carbon <input type="checkbox"/>
Rear Diff	
Height	High <input type="checkbox"/> Mid <input type="checkbox"/> Low <input type="checkbox"/>
Oil	cSt <input type="checkbox"/> 2 Gear <input type="checkbox"/> 4 Gear <input type="checkbox"/>
Kit	Alloy <input type="checkbox"/> Carbon <input type="checkbox"/>
Motor and Gearing	
Motor	
Rotor Diameter	
Timing	
Spur Size	
Pinion Size	
Other settings	
Rear Wing Gurney Height	
Front Wing	Small <input type="checkbox"/> Big <input type="checkbox"/>
Front Wing Gurney Height	
Slipper	2Plate <input type="checkbox"/> 3Plate <input type="checkbox"/>
Rear Shocks	
Spring	Oil.....cSt <input type="checkbox"/> .....lb/in <input type="checkbox"/>
Shock Cap	Sealed <input type="checkbox"/> Vented <input type="checkbox"/> Aeration <input type="checkbox"/>
Piston.....	Drilled <input type="checkbox"/> Hole Size.....mm
Internal Limiters.....mm	Kashima Body No <input type="checkbox"/> Yes <input type="checkbox"/>
Shock Stand Off Spacing .....	mm

Track Conditions	
Grip Level	High <input type="checkbox"/> Medium <input type="checkbox"/> Low <input type="checkbox"/>
Type	Tight <input type="checkbox"/> Open <input type="checkbox"/> Mixed <input type="checkbox"/>
Surface	Clay <input type="checkbox"/> Astro <input type="checkbox"/> Grass <input type="checkbox"/> Mixed <input type="checkbox"/> Carpet <input type="checkbox"/>
Condition	Smooth <input type="checkbox"/> Bumpy <input type="checkbox"/> Mixed <input type="checkbox"/>
Jumps	Small <input type="checkbox"/> Medium <input type="checkbox"/> Large <input type="checkbox"/> Mixed <input type="checkbox"/>

Wheels, Tyres and Inserts	
Front Wheels	Rear Wheels
Front Tyres	Rear Tyres
Front Inserts	Rear Inserts
Front Shocks	
Spring	Shock Cap Sealed <input type="checkbox"/>
Oil.....cSt <input type="checkbox"/> .....lb/in <input type="checkbox"/>	Vented <input type="checkbox"/> Aeration <input type="checkbox"/>
Piston.....	Drilled <input type="checkbox"/> Hole Size.....mm
Internal Limiters.....mm	Kashima Body No <input type="checkbox"/> Yes <input type="checkbox"/>
.....mm	



Front	
Anti Roll Bar	None <input type="checkbox"/> 1.2 <input type="checkbox"/> 1.4 <input type="checkbox"/> 1.6 <input type="checkbox"/> 1.8 <input type="checkbox"/> 1.9 <input type="checkbox"/> 2.0 <input type="checkbox"/> 2.1 <input type="checkbox"/>
Ride Height	.....mm
Camber at Ride Height	.....Deg
Toe	.....Deg
Yoke	8° <input type="checkbox"/> 10° <input type="checkbox"/> 12° <input type="checkbox"/>
Yoke	Med <input type="checkbox"/> Stiff <input type="checkbox"/> Alloy <input type="checkbox"/>
Bumper	Stiff <input type="checkbox"/> Carbon <input type="checkbox"/>
Link Washers	.....mm
Wishbone	Med <input type="checkbox"/> Stiff <input type="checkbox"/> Carbon <input type="checkbox"/>
Wheelbase	Short <input type="checkbox"/> Long <input type="checkbox"/>
Shock Mount	C/F <input type="checkbox"/> S2 <input type="checkbox"/>
Hingepin	Steel <input type="checkbox"/> Ti <input type="checkbox"/>
Strap	Alloy <input type="checkbox"/> Brass <input type="checkbox"/>
Housing	Kit <input type="checkbox"/> Alloy <input type="checkbox"/>
Bump Steer Washers	.....mm
Hub Spacer	High <input type="checkbox"/> Low <input type="checkbox"/>
Driveshaft	Kit <input type="checkbox"/> Roche <input type="checkbox"/>
Pin Angle	8° <input type="checkbox"/> 10° <input type="checkbox"/> 12° <input type="checkbox"/>
Pin Width	Narrow <input type="checkbox"/> Mid <input type="checkbox"/> Wide <input type="checkbox"/>

Rear	
Anti Roll Bar	None <input type="checkbox"/> 1.2 <input type="checkbox"/> 1.3 <input type="checkbox"/> 1.4 <input type="checkbox"/> 1.6 <input type="checkbox"/> 1.8 <input type="checkbox"/> 1.9 <input type="checkbox"/> 2.0 <input type="checkbox"/> 2.1 <input type="checkbox"/>
Shock Mount	C/F <input type="checkbox"/> S2 <input type="checkbox"/>
Toe In	4° <input type="checkbox"/> 3.5° <input type="checkbox"/> 3° <input type="checkbox"/> 2.5° <input type="checkbox"/> 2° <input type="checkbox"/> 1.5° <input type="checkbox"/> 1° <input type="checkbox"/> 0.5° <input type="checkbox"/>
Ride Height	.....mm
Camber at Ride Height	.....Deg
Wheelbase	Short <input type="checkbox"/> Med <input type="checkbox"/> Long <input type="checkbox"/>
Anti-squat	1° <input type="checkbox"/> 2° <input type="checkbox"/> 3° <input type="checkbox"/> 4° <input type="checkbox"/>
Hub Washers	.....mm
Driveshaft	U/J <input type="checkbox"/> CVD <input type="checkbox"/>
Ball Stud Washer	
Link Washers	.....mm
Housing	Kit <input type="checkbox"/> Alloy <input type="checkbox"/>
Hub Carrier	Kit <input type="checkbox"/> Alloy <input type="checkbox"/>
Brass insert	Hi-Pin <input type="checkbox"/> Low-Pin <input type="checkbox"/>
Rear Strap	High Pin - Arrows up (U7977) <input type="checkbox"/> Low Pin - Arrows down (Kit) <input type="checkbox"/>
Gearbox Riser	Yes <input type="checkbox"/> No <input type="checkbox"/>
Wishbone	Med <input type="checkbox"/> Stiff <input type="checkbox"/> Carbon <input type="checkbox"/>
Hingepin	Steel <input type="checkbox"/> Ti <input type="checkbox"/>
Link Mount	Kit <input type="checkbox"/> Alloy <input type="checkbox"/>